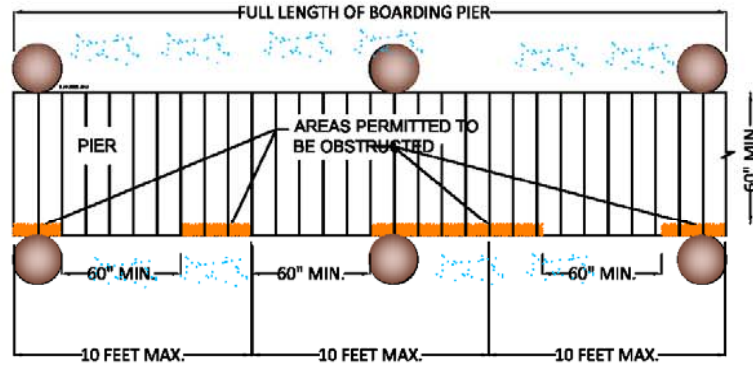
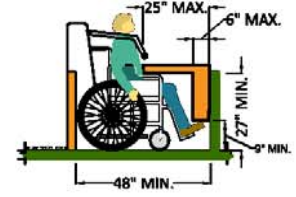


NOTE: RUNNING SLOPE OF CLEAR FLOOR OR GROUND SPACE NOT STEEPER THAN 1:20

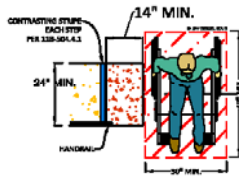
GOLF CLUB REACH RANGE AREA
FIGURE 11B-1007.3.2



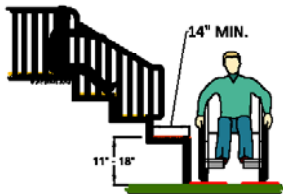
BOARDING PIER & BOAT SLIP CLEARANCE
FIGURE 11B-1003.3.1 & 2



PROTRUSIONS IN WHEELCHAIR SPACES IN AMUSEMENT RIDES
11B-1002.4.4.3

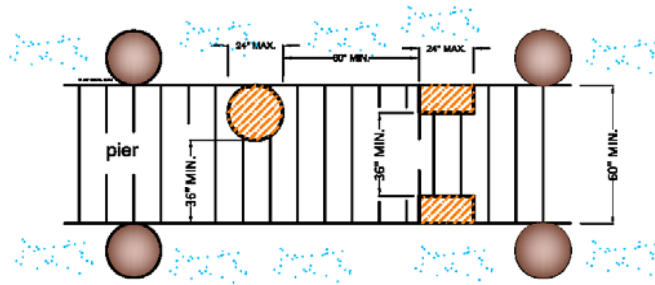


(b)
PLAN

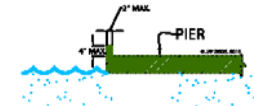


(a)
ELEVATION

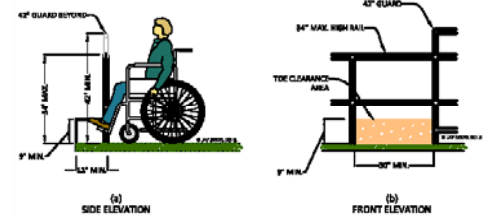
TRANSFER PLATFORMS
FIGURE 11B-1008.3.1



CLEAR PIER SPACE REDUCTION AT BOARDING
PIERS AND BOAT SLIPS (EXCEPTION 1)
FIGURE 11B-1003.3.2E1

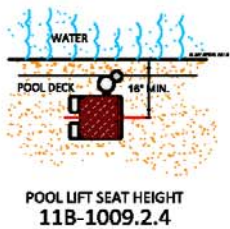


EDGE PROTECTION AT BOARDING PIERS
& BOAT SLIPS (EXCEPTION 2)
FIGURE 11B-1003.3.1 & 2E2

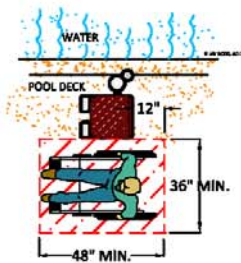


EXTENDED GROUND OR DECK SURFACE AT
FISHING PIERS AND PLATFORMS
FIGURE 11B-1005.3.2

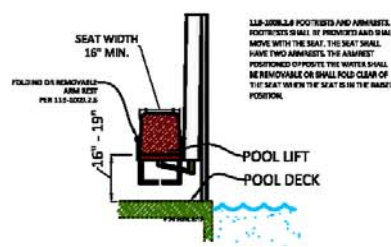




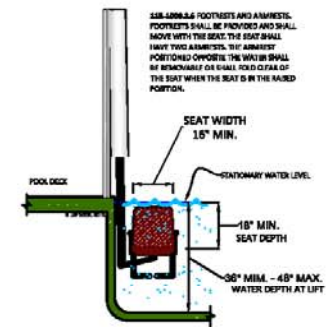
POOL LIFT SEAT HEIGHT
11B-1009.2.4



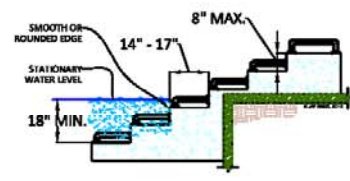
CLEAR DECK SPACE AT POOL LIFT
11B-1009.2.3



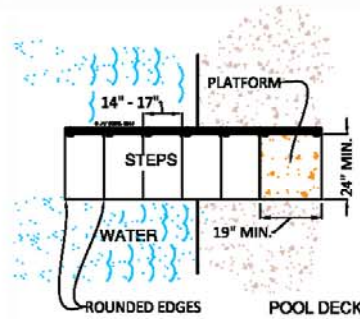
POOL LIFT SEAT HEIGHT
11B-1009.2.4



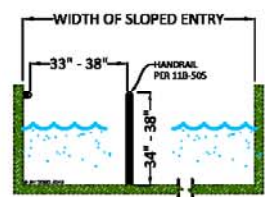
POOL LIFT SUBMERGED DEPTH
11B-1009.2.8



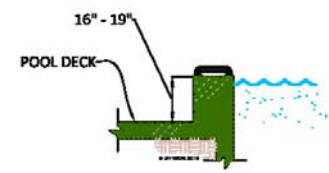
(a)
INDIVIDUAL
GRAB BARS



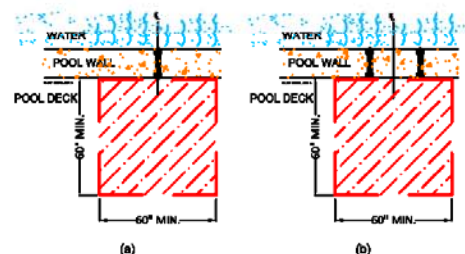
SIZE OF STEPS AND TRANSFER PLATFORM
FIGURE 11B-1009.5.1 & 6



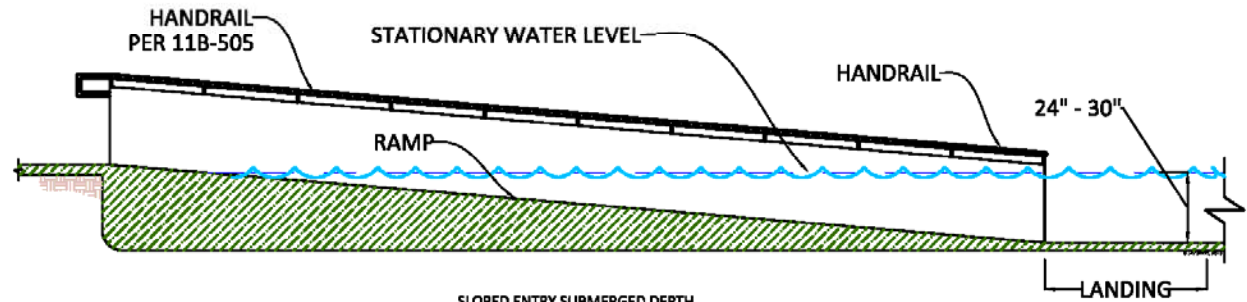
HANDRAILS FOR SLOPED ENTRY
FIGURE 11B-1003.3.3



TRANSFER WALL HEIGHT
FIGURE 11B-1009.4.2



CLEAR DECK SPACE AT TRANSFER WALLS
FIGURE 11B-1009.4.1



SLOPED ENTRY SUBMERGED DEPTH
FIGURE 11B-1009.3.2

